



MSI Expand Your Horizon

Redemption Process

MADE FOR GAMERS & CREATORS





Step 1.1 : Register/Login to MSI Reward Program

<https://register.msi.com/home>

1



MSI OFFICIAL SITE

MSI FORUM

English / English

WELCOME TO MSI MEMBER CENTER

REGISTER YOUR MSI PRODUCT NOW TO ENJOY A HOST OF BENEFITS !

- ✓ Warranty Registration [More](#)
- ✓ Exclusive updates on promotions and events
- ✓ Quicker service and product support
- ✓ View your current registered MSI products



MSI GameBot

One click to get MSI member service!



MSI RESPECT YOUR PRIVACY

MSI does not trade customer information. Just as important, you control how MSI contacts you. We will collect your preferences at the end of this registration, and we encourage you to view our complete online privacy policy. <https://www.msi.com/page/privacy-policy>


LOGIN

E-mail

Password

[Forgot your password?](#)

Captcha



You need to calculate the answer $X + Y = ?$

2

You need to calculate the answer $X + Y = ?$

Login

[Create an Account](#)

If you have any questions about the registration process, please refer to [FAQ](#).

You can use the account and password below to log in directly as an MSI Member.

Facebook

Google



Step 1.2 : Go to “MY REWARDS” page

If you have not registered Reward Program yet, please click “JOIN NOW” to sign-up your Reward account.



[MSI OFFICIAL SITE](#)

[MSI FORUM](#)

[LOGOUT](#)

English / English

[HOME](#)

Welcome! [Jill Lin](#)

[MY PROFILE](#)

[MY PRODUCT](#)

1

[MY REWARDS](#)

[MY REVIEWS](#)

[MY WARRANTY](#)

[PROMOTIONS](#)

[MY SUPPORT](#)

INTRODUCING MSI REWARD PROGRAM

START EARNING POINTS AND GET COOL
STUFF

2

[JOIN NOW](#)

[LEARN MORE](#)



Step 2 : Go to product registration page



MSI OFFICIAL SITE

MSI FORUM

LOGOUT

English / English

HOME

Welcome! chiaan lin

MY PROFILE

1

MY PRODUCT

MY PRODUCT

MY REWARDS

2

+ Product Registration

SHOUTOUT

MY WARRANTY

PROMOTIONS

MY SUPPORT

◦ WEB TICKET

◦ REPAIR
HISTORY

◦ APPLY FOR
REPAIR
SERVICE

◦ GARANTIE
SUR SITE

Step 3 : register a new product



MSI OFFICIAL SITE

MSI FORUM

LOGOUT

English / English

HOME

Welcome! chiaan lin

MY PROFILE

MY PRODUCT

MY PRODUCT

MY REWARDS

SHOUTOUT

WARRANTY REGISTRATION: NOTEBOOK, ALL-IN-ONE PC, DESKTOP, MONITOR

The promotion excluded MOTHERBOARD and GRAPHICS CARD.

MY WARRANTY

ENJOY BENEFITS.

All customers who purchase a new MSI product and then complete registration and reply to the questionnaire will receive a 3-month warranty extension.

PROMOTIONS

MY SUPPORT

◦ WEB TICKET

1. This does not apply to product of which standard warranty has been expired.(But customers can still complete registration and questionnaire)

◦ REPAIR HISTORY

2. Customers have to complete the questionnaire in advance to get the full benefits.

◦ APPLY FOR REPAIR SERVICE

3. MSI reserves the right to update or modify these terms and conditions of this program.

◦ GARANTIE SUR SITE

4. This extended warranty service only can be applicable to the original country or region where consumers purchased the notebooks/all-in-one.

If you have any questions about the warranty extension on offer, please direct your inquiries to local service hotlines or the MSI support service.

I want to register a new product

主機板 - [超頻 / 電競 / 軍規] 系列免費升級 4 / 5 年保固

Step 3.1 : Select product line



PLEASE SELECT THE PRODUCT TYPE YOU WANT TO REGISTER



Notebook



Mobile Workstation



Vortex



All-in-One PC



Desktop



Monitor



Motherboard



Graphics Card



CASE



Gaming Chair



Gaming Gear



Others

Step 3.2 : Fill in S/N number



HOME

Welcome!

MY PROFILE

MY PRODUCT

MY REWARDS

SHOUTOUT

MY WARRANTY

PROMOTIONS

MY SUPPORT

◦ WEB TICKET

◦ REPAIR HISTORY

◦ APPLY FOR REPAIR SERVICE

🗨️ ONLINE CHAT

PRODUCT REGISTRATION

✖ S/N1 (S/N)

601-7-020B

[Click on the Product to Learn How to Identify the Serial Number](#)

Please pay attention to the differences between '0' and 'O', '1' and 'I'. If you still have problem, please contact us through My Support.

Next

Cancel

Step 3.3 : Complete the product registration form



msi MSI OFFICIAL SITE MSI FORUM LOGOUT English / English


HOME
MY PROFILE
MY PRODUCT
MY REWARDS
SHOUTOUT
MY WARRANTY
PROMOTIONS
MY SUPPORT
o WEB TICKET
o REPAIR HISTORY
o APPLY FOR REPAIR SERVICE
o ONLINE CHAT

Welcome!

PRODUCT REGISTRATION

Product Type	Motherboard
Product Name	MEG X399 CREATION
Model	9
Serial Number	607-2-6

CHK CHK
Please find the serial number sticker on the product and input the 3 digit CHK code as shown below. (The image shown below is an example on where the CHK code could be found)



Country/Region Select

Purchased Date YYYY-MM-DD

Where did you purchase the product

- * Retail store
- * Online retailer
- * Reseller

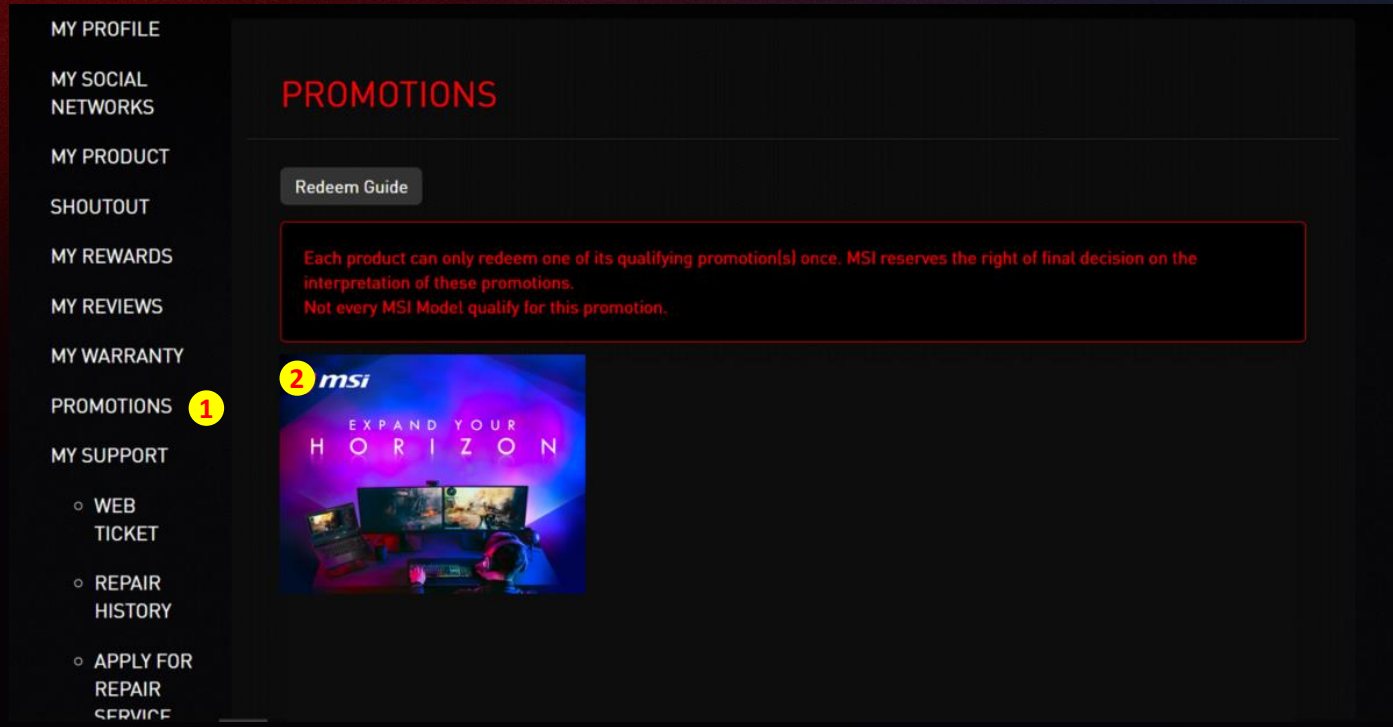
Store Name Select

Invoice Upload 選擇檔案 未選擇任何檔案

Please resize the image to a with no greater than 1600px (.jpg, gif, png)
The invoice should include the model name, invoice date, and invoice number. (photo of printed invoice or screenshot of digital invoice)



Step 4 : Go to PROMOTION page and Select the promotion you want to redeem



1. Select "PROMOTIONS"
2. Click on the Promotion that you would like to redeem
3. Select the Product you purchased

Step 4.1 : Provide Invoice & Product Barcode Photos to Verify



Personal Informatoin. * Please fill in correctly.

E-mail	<input type="text"/>
* Last Name	<input type="text"/>
* First Name	<input type="text"/>
* Zip Code	<input type="text"/>
* Address	<input type="text"/>
* Telephone	<input type="text"/>
* Invoice Number	<input type="text"/>

Register eligible products, and upload the invoice

Motherboard

Product Type	Product Name / Serial Number	Purchased Date	Invoice	
Motherboard	MEG Z490 GODLIKE 601- <input type="text"/>	2020/05/06	<input type="checkbox"/> Check <input type="checkbox"/> Upload	<input type="radio"/> Select
			Product Barcode	
			<input type="checkbox"/> Upload	
			Product Image	
			<input type="checkbox"/> Upload	

Example of Uploaded Documents



INVOICE

1 ABC PC BUILD

Billing Address

Sales receipt no.

Customer no.
Order no.
Branch no.

2

Date of receipt 2020/05/06
Order date 2020/05/06

Reference	Description	VAT	Quantity Ordered
3	MSI Z490 GODLIKE	20%	1
	Delivery Charge	20%	1

Product S/N




- Please make sure you have uploaded three items: Invoice/Purchase Proof & Product S/N on you purchased product
 - Invoice/Purchase Proof : 1) Channel Partner name 2) Purchase Date 3) Purchase Model Name
 - Product S/N number on you purchased product (show like upper example)

Step 4.2: Redemption Complete



 MSI OFFICIAL SITE

 MSI FORUM

 LOGOUT

English / English

MESSAGE

Dear Customer,

Your request has been successfully sent. Application is under process, please keep in mind that all applications are checked by our staff and might take up to 7 ~ 14 working days. Game code will be sent to your registered email address once confirmed.

Thank you for your patience.

*If you didn't receive our email in your inbox, please kindly check in the Spam, Junk, Trash, Deleted Items, or Archive folder.

[Home](#)

Copyright © 2018 Micro-Star Int'l Co.,Ltd. All rights reserved.

[Privacy Policy](#) | [Terms of Use](#) | [Cookie Policy](#)

Taiwan [TW]

Get your Bonus!



Agree to the Event Terms and Conditions to complete product registration and await MSI review. If MSI determines You meet all eligibility criteria, the bonus points will be awarded to Your Reward account.

Verification may take up to **14** business days.



MADE FOR GAMERS & CREATORS

